

PLATINUM QUARTERLY PRESENTATION Q4 2023

London

6th March 2024

COPYRIGHT AND DISCLAIMER



IMPORTANT NOTICE AND DISCLAIMER: This publication is general and solely for educational purposes. The publisher, The World Platinum Investment Council, has been formed by the world's leading platinum producers to develop the market for platinum investment demand. Its mission is to stimulate investor demand for physical platinum through both actionable insights and targeted development, providing investors with the information to support informed decisions regarding platinum and working with financial institutions and market participants to develop products and channels that investors need.

The research for the period since 2019 attributed to Metals Focus in the publication is © Metals Focus Copyright reserved. All copyright and other intellectual property rights in the data and commentary contained in this report and attributed to Metals Focus, remain the property of Metals Focus, one of our third-party content providers, and no person other than Metals Focus shall be entitled to register any intellectual property rights in that information, or data herein. The analysis, data and other information attributed to Metals Focus reflect Metals Focus' judgment as of the date of the document and are subject to change without notice. No part of the Metals Focus data or commentary shall be used for the specific purpose of accessing capital markets (fundraising) without the written permission of Metals Focus.

The research for the period prior to 2019 attributed to SFA in the publication is © SFA Copyright reserved.

This publication is not, and should not be construed to be, an offer to sell or a solicitation of an offer to buy any security. With this publication, neither the publisher nor its content providers intend to transmit any order for, arrange for, advise on, act as agent in relation to, or otherwise facilitate any transaction involving securities or commodities regardless of whether such are otherwise referenced in it. This publication is not intended to provide tax, legal, or investment advice and nothing in it should be construed as a recommendation to buy, sell, or hold any investment or security or to engage in any investment strategy or transaction. Neither the publisher nor its content providers are, or purports to be, a broker-dealer, a registered investment advisor, or otherwise registered under the laws of the United States or the United Kingdom, including under the Financial Services and Markets Act 2000 or Senior Managers and Certifications Regime or by the Financial Conduct Authority.

This publication is not, and should not be construed to be, personalized investment advice directed to or appropriate for any particular investor. Any investment should be made only after consulting a professional investment advisor. You are solely responsible for determining whether any investment, investment strategy, security or related transaction is appropriate for you based on your investment objectives, financial circumstances, and risk tolerance. You should consult your business, legal, tax or accounting advisors regarding your specific business, legal or tax situation or circumstances.

The information on which this publication is based is believed to be reliable. Nevertheless, neither the publisher nor its content providers can guarantee the accuracy or completeness of the information. This publication contains forward-looking statements, including statements regarding expected continual growth of the industry. The publisher and Metals Focus note that statements contained in the publication that look forward in time, which include everything other than historical information, involve risks and uncertainties that may affect actual results and neither the publisher nor its content providers accept any liability whatsoever for any loss or damage suffered by any person in reliance on the information in the publication.

The logos, services marks and trademarks of the World Platinum Investment Council are owned exclusively by it. All other trademarks used in this publication are the property of their respective trademark holders. The publisher is not affiliated, connected, or associated with, and is not sponsored, approved, or originated by, the trademark holders unless otherwise stated. No claim is made by the publisher to any rights in any third-party trademarks.

© 2024 World Platinum Investment Council Limited. All rights reserved. The World Platinum Investment Council name and logo and WPIC are registered trademarks of World Platinum Investment Council Limited. No part of this report may be reproduced or distributed in any manner without attribution to the publisher, The World Platinum Investment Council, and the authors.

AGENDA: PLATINUM QUARTERLY: Q4 2023, FULL YEAR 2023 AND 2024 FORECAST

1. Introduction

Trevor Raymond, CEO

2. Platinum Quarterly, fundamentals review

Edward Sterck


3. Current thematics

Edward Sterck

4. Questions

Trevor Raymond

Edward Sterck



AGENDA: PLATINUM QUARTERLY: Q4 2023, FULL YEAR 2023 AND 2024 FORECAST

1. Introduction

Trevor Raymond

2. Platinum Quarterly, fundamentals review

- Supply, demand and balance: Q4 2023, 2023 and 2024 forecast

Edward Sterck, Director of Research

3. Current thematics

Edward Sterck

4. Questions

Trevor Raymond

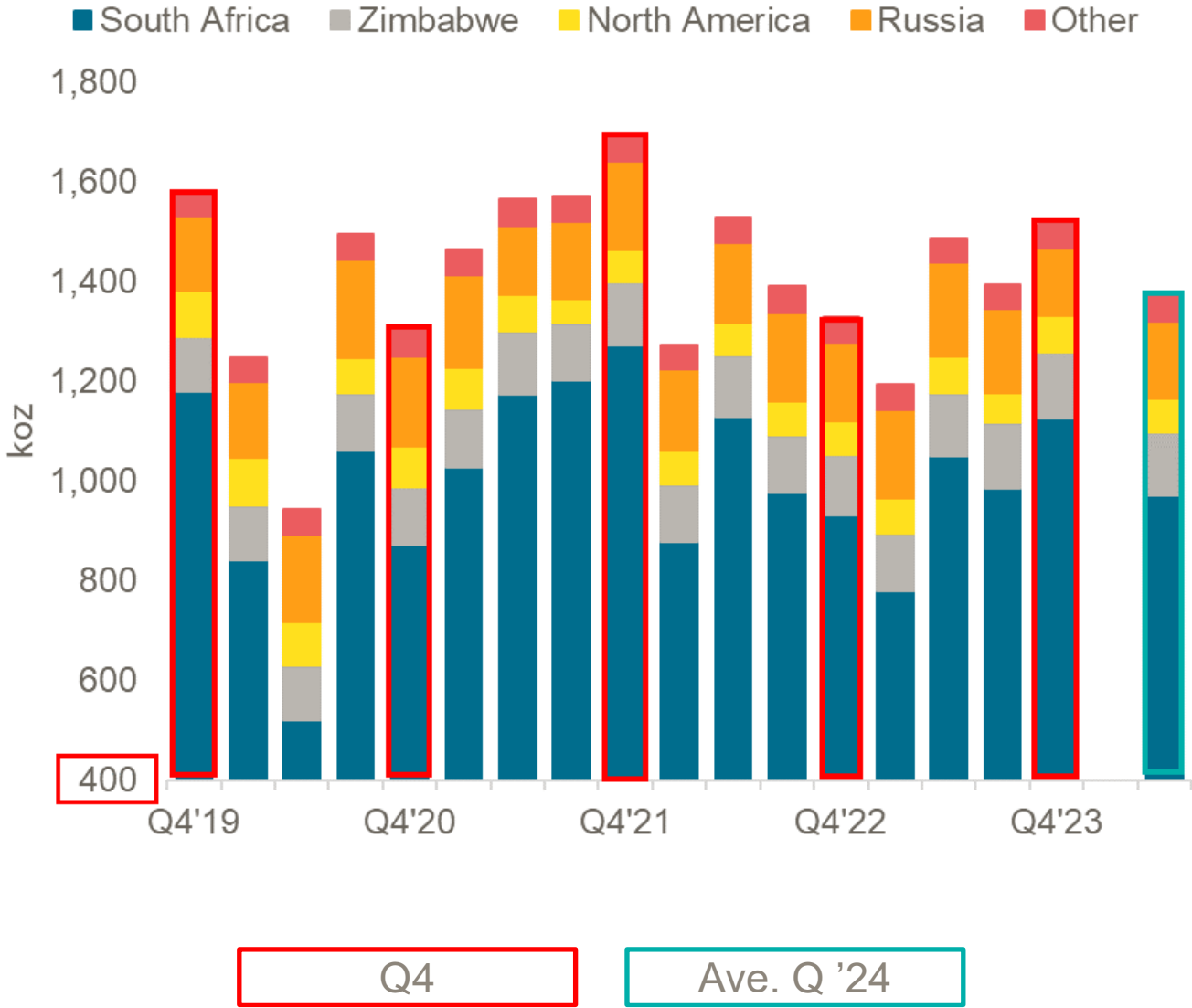
Edward Sterck



Q4 2023 SUPPLY: TOTAL SUPPLY UP 5% YOY ON MINE SUPPLY PERFORMANCE

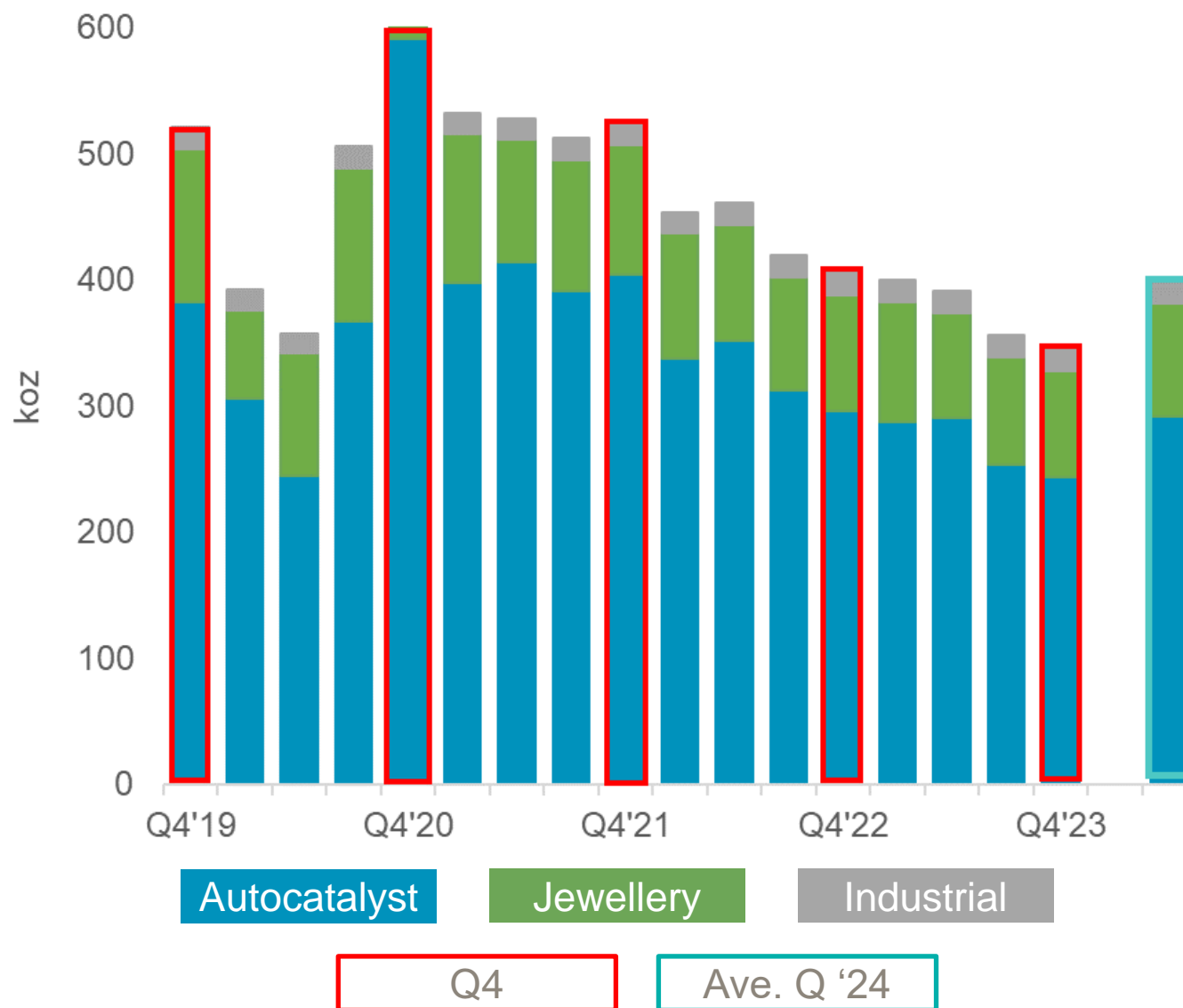
SUPPLY	Q4 2022	Q3 2023	Q4 2023	YoY	QoQ
Refined Production	1,329	1,394	1,516	14%	9%
South Africa	931	985	1,127	21%	14%
Zimbabwe	123	132	133	8%	0%
North America	65	60	72	11%	20%
Russia	160	168	136	-15%	-19%
Other	49	49	48	-2%	-1%
Inc(-)/Dec(+) in Producer Inventory	+23	+16	-11	n/a	n/a
Total Mining Supply	1,352	1,410	1,505	11%	7%
Recycling	405	357	346	-14%	-3%
Autocatalyst	296	254	244	-18%	-4%
Jewellery	92	85	84	-8%	-1%
Industrial	17	17	18	6%	5%
Total Supply	1,757	1,767	1,852	5%	5%

Q4 2023 REFINED MINE SUPPLY: 11% YOY GROWTH UNDERPINNED BY SOUTH AFRICAN REBOUND



Source: WPIC Platinum Quarterly Q4 2023, Metals Focus from Q3'19

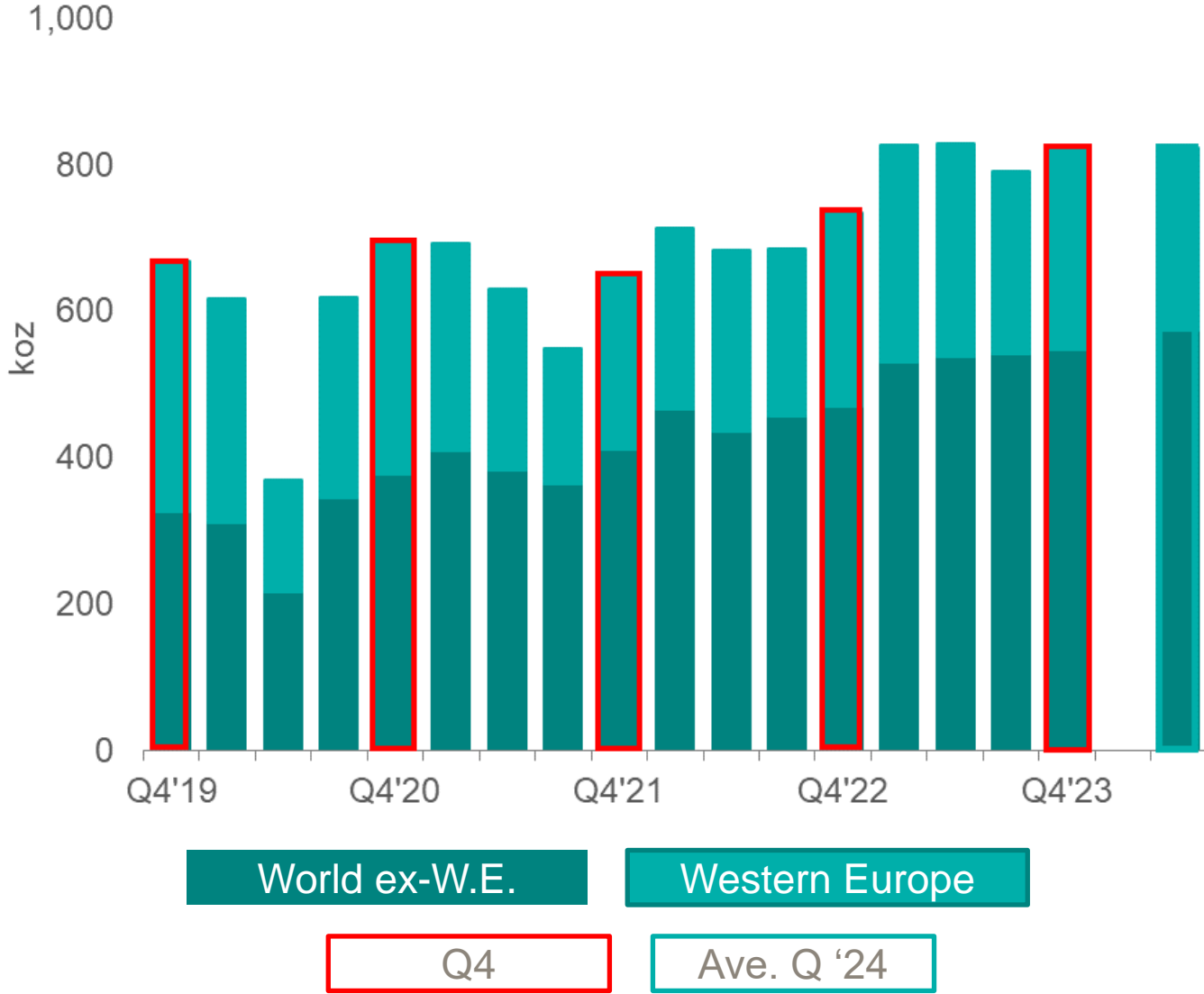
Q4 2023 RECYCLING: DOWN 14% YOY ON PERSISTING SUPPLY CHAIN CHALLENGES



Q4 2023 DEMAND: UP 14% YOY ON STRENGTH IN AUTO AND INDUSTRIAL SECTORS

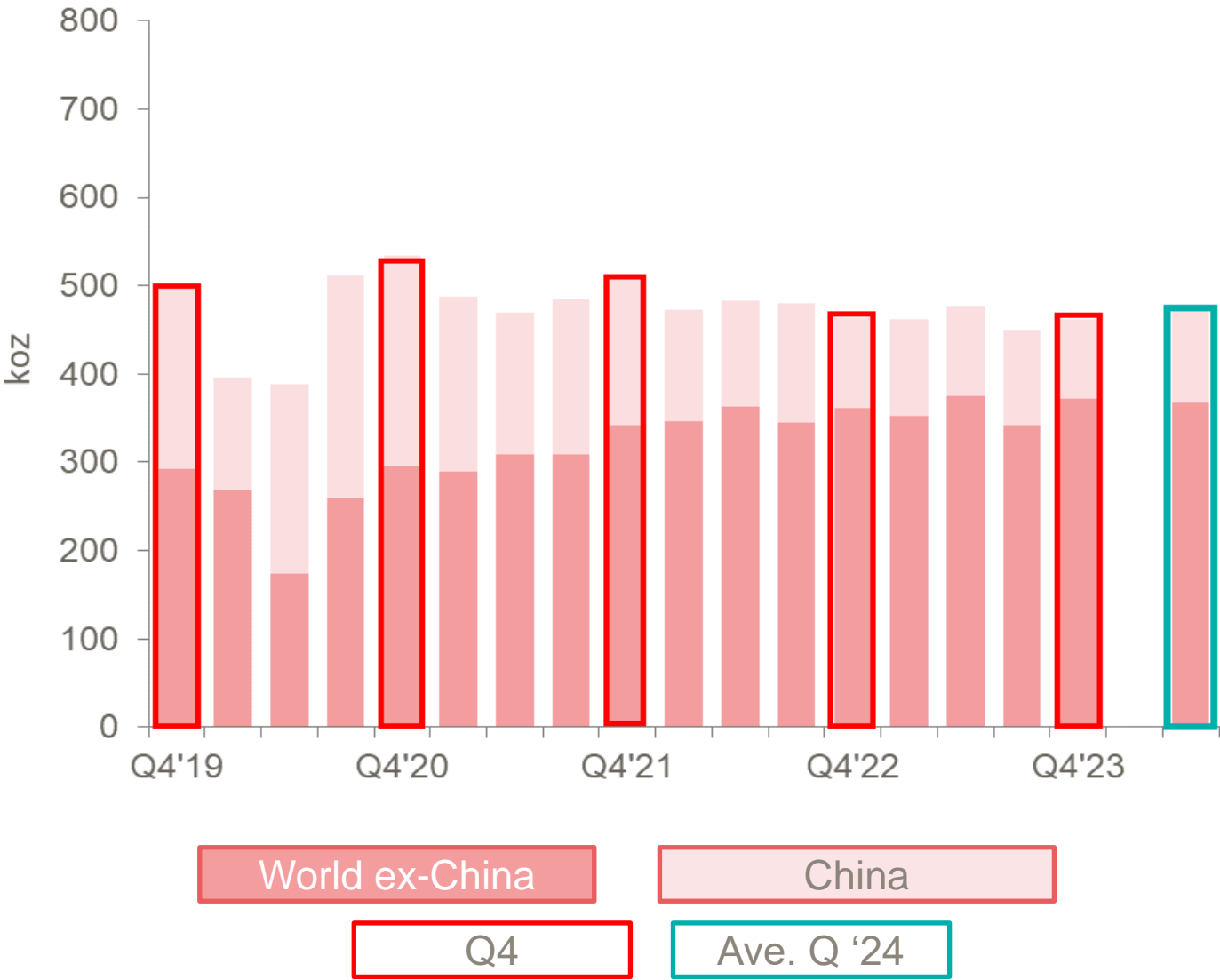
DEMAND	Q4 2022 // Q3 2023	Q4 2023	YoY	QoQ	
Automotive	734	791	824	12%	4%
Autocatalyst	734	791	824	12%	4%
Non-road	†	†	†	†	†
Jewellery	463	450	462	0%	3%
Industrial	551	552	730	33%	32%
Chemical	268	123	128	-52%	4%
Petroleum	52	41	41	-20%	1%
Electrical	24	22	22	-6%	1%
Glass	2	149	310	n/a	108%
Medical & Biomedical	68	70	70	3%	0%
Other	138	148	158	15%	7%
Investment	-62	2	-90	n/a	n/a
Change in Bars, Coins	-7	73	42	n/a	-42%
Change in ETF Holdings	-62	-99	-116	n/a	n/a
Change in Stocks Held by Exchanges	7	28	-16	n/a	n/a
Total Demand	1,686	1,795	1,926	14%	7%
Balance	71	-29	-74	n/a	n/a

Q4 2023 AUTOMOTIVE: UP 12% YOY ON THE CONTINUED RECOVERY IN PRODUCTION & SUBSTITUTION GROWTH



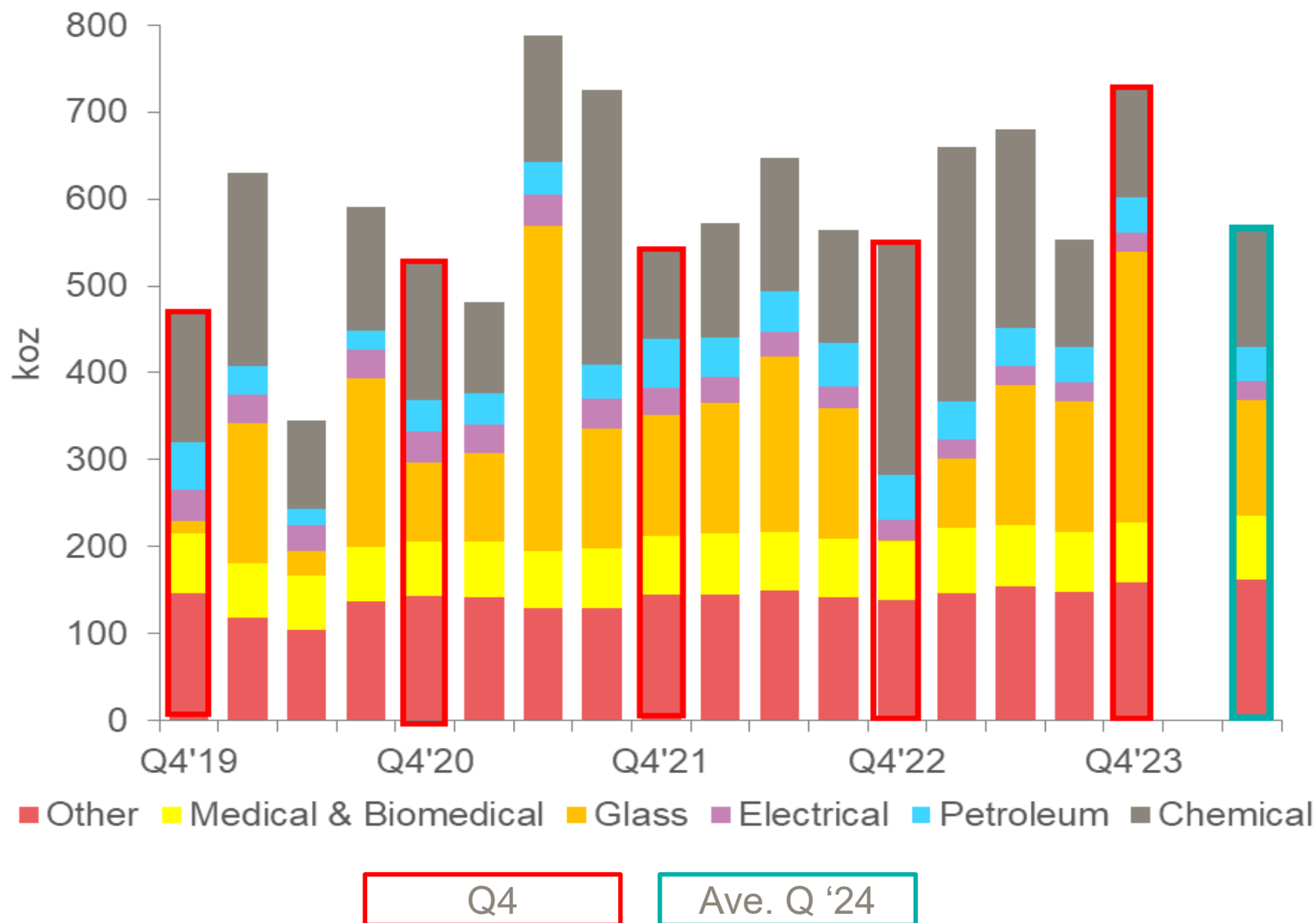
Source: WPIC Platinum Quarterly Q4 2023, Metals Focus from Q3'19

Q4 2023 JEWELLERY: STABLE DEMAND AS CHINA'S SUBDUED APPETITE OFFSET ELSEWHERE

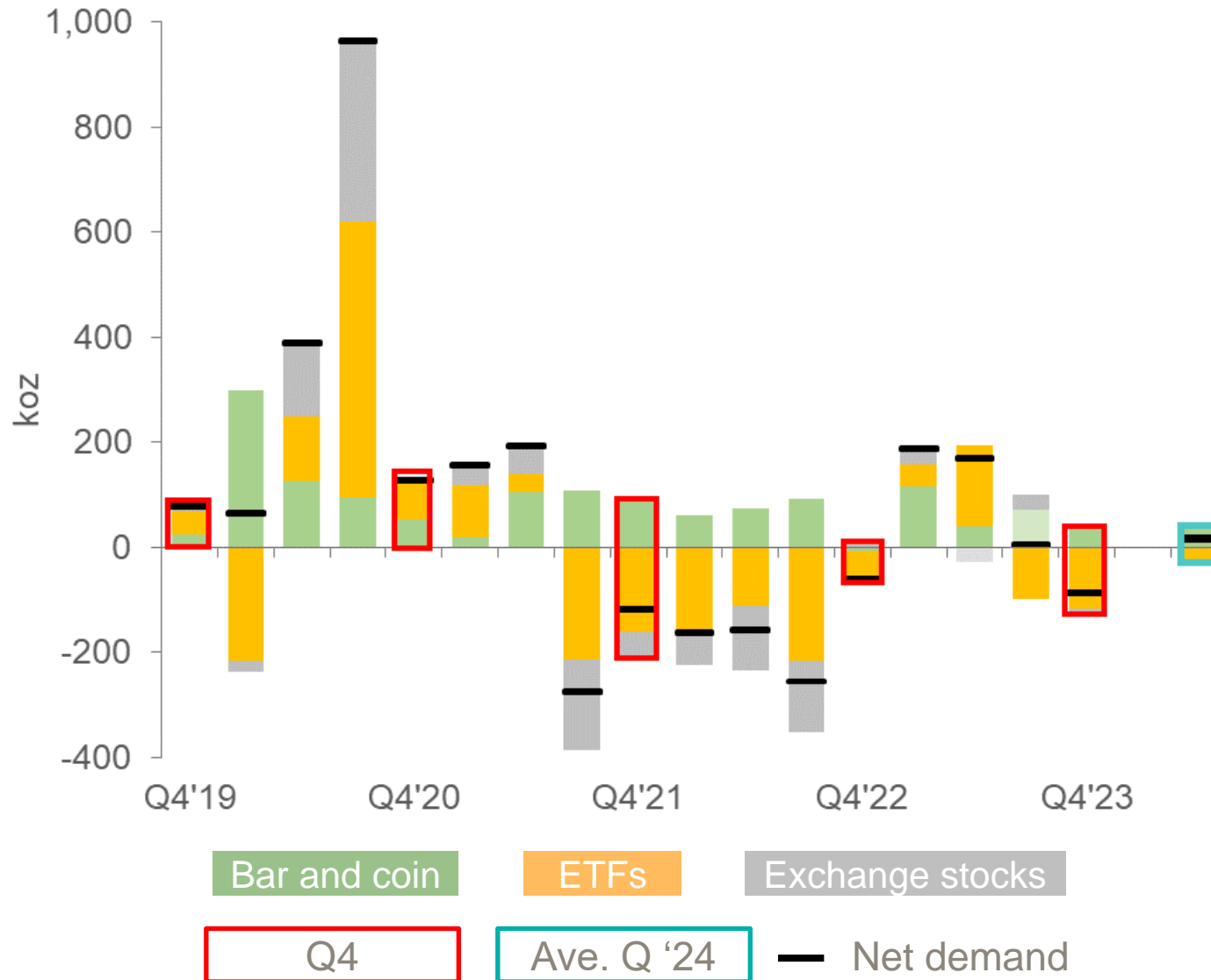


Source: WPIC Platinum Quarterly Q4 2023, Metals Focus from Q3'19

Q4 2023 INDUSTRIAL DEMAND: UP 33% YOY ON TIMING OF GLASS CAPACITY ADDITIONS



Q4 2023 INVESTMENT DEMAND: NET DISINVESTMENT AS ETF OUTFLOWS OFFSET BAR AND COIN

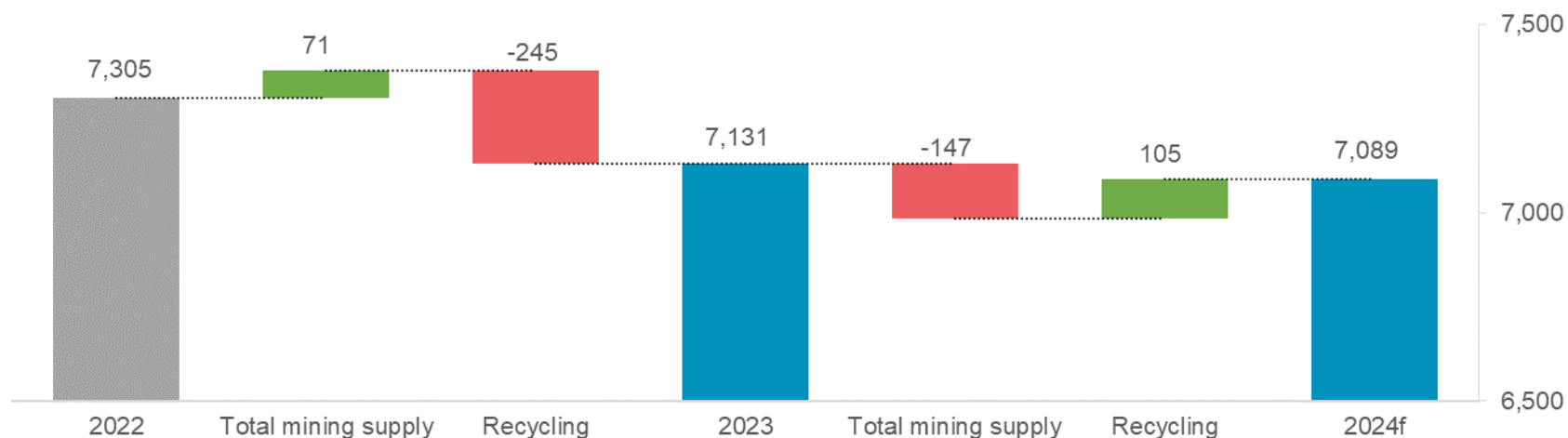


2022 - 2024F FULL YEAR: CONSECUTIVE DEFICITS FOR 2023 AND 2024 DESPITE MODERATING DEMAND

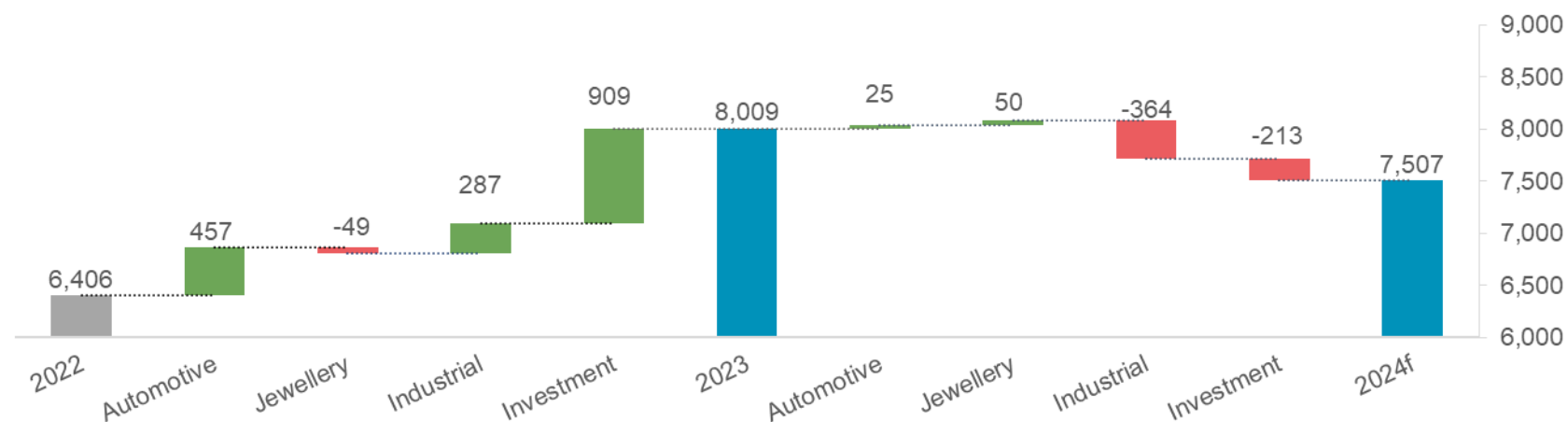
SUPPLY		2022	2023	YoY, %	2024f	YoY, %
Refined Production		5,522	5,590	1%	5,489	-2%
	South Africa	3,915	3,941	1%	3,887	-1%
	Zimbabwe	480	507	6%	502	-1%
	North America	263	276	5%	279	1%
	Russia	663	674	2%	616	-9%
	Other	201	192	-5%	205	7%
	Inc (-)/Dec (+) in Producer Inventory	+43	+46	7%	0	-100%
Total Mining Supply		5,565	5,636	1%	5,489	-3%
Recycling		1,740	1,495	-14%	1,600	7%
	Autocatalyst	1,299	1,076	-17%	1,167	9%
	Jewellery	372	349	-6%	358	3%
	Industrial	69	71	3%	75	6%
Total Supply		7,305	7,131	-2%	7,089	-1%
DEMAND						
	Automotive	2,815	3,272	16%	3,297	1%
	Jewellery	1,899	1,850	-3%	1,900	3%
	Industrial	2,336	2,622	12%	2,258	-14%
	Investment	-644	265	N/A	52	-80%
Total Demand		6,406	8,009	25%	7,507	-6%
Balance		899	-878	N/A	-418	N/A
Above Ground Stocks		4,878	4,000	-18%	3,581	-10%

2024 OUTLOOK: DEPRESSED SUPPLY (-3% YOY) AND NORMALISED DEMAND (-6% YOY)

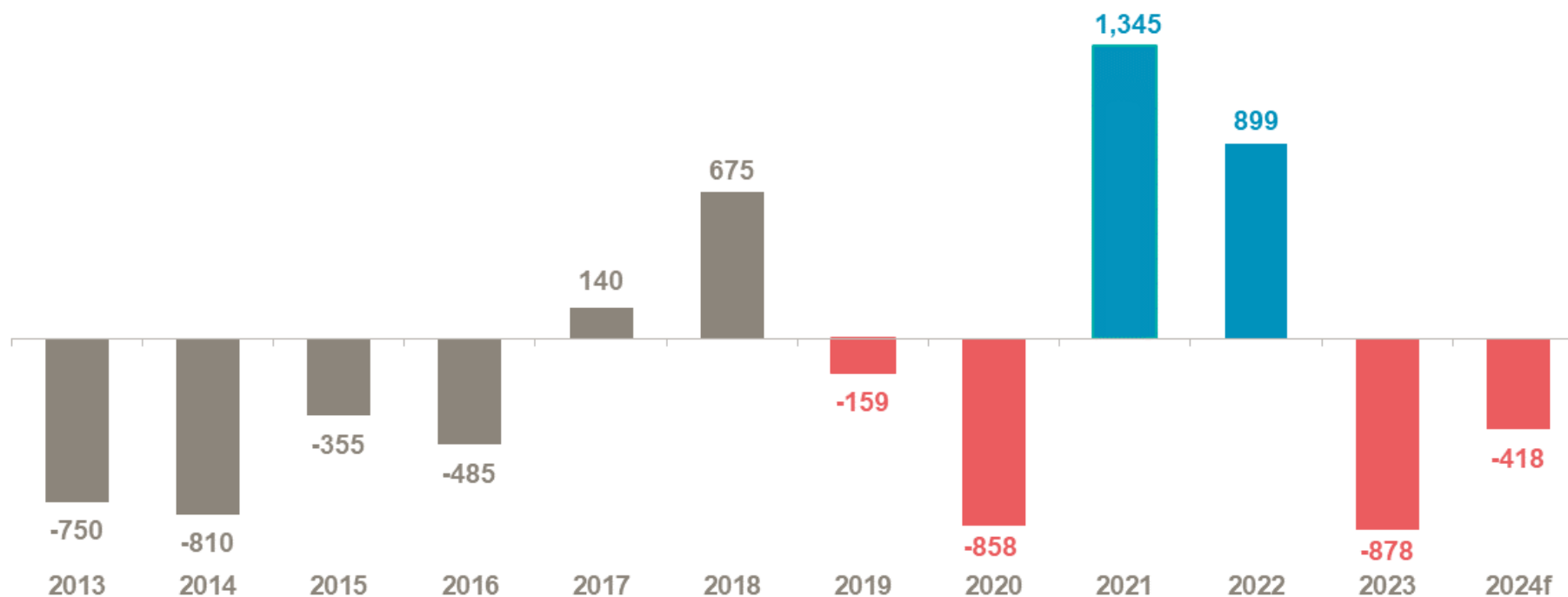
Annual total supply and changes 2022 to 2024F (koz)



Annual total demand and changes 2022 to 2024F (koz)



MARKET BALANCE: SUSTAINED DEFICIT OF 418 KOZ IN 2024 AFTER RECORD DEFICIT IN 2023



AGENDA: PLATINUM QUARTERLY: Q4 2023, FULL YEAR 2023 AND 2024 FORECAST

1. Introduction

Trevor Raymond

2. Platinum Quarterly, fundamentals review

Edward Sterck

3. Current thematics


- Market positioning
- China imports
- Supply challenges
- Automotive trends
- Hydrogen market update

Edward Sterck, Director of Research

4. Questions

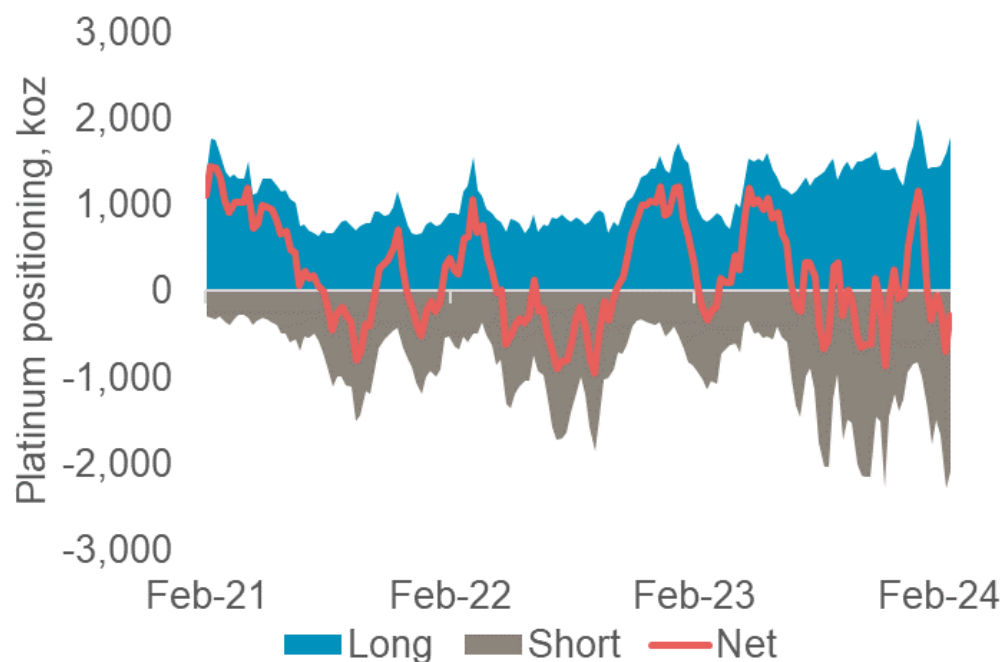
Trevor Raymond

Edward Sterck



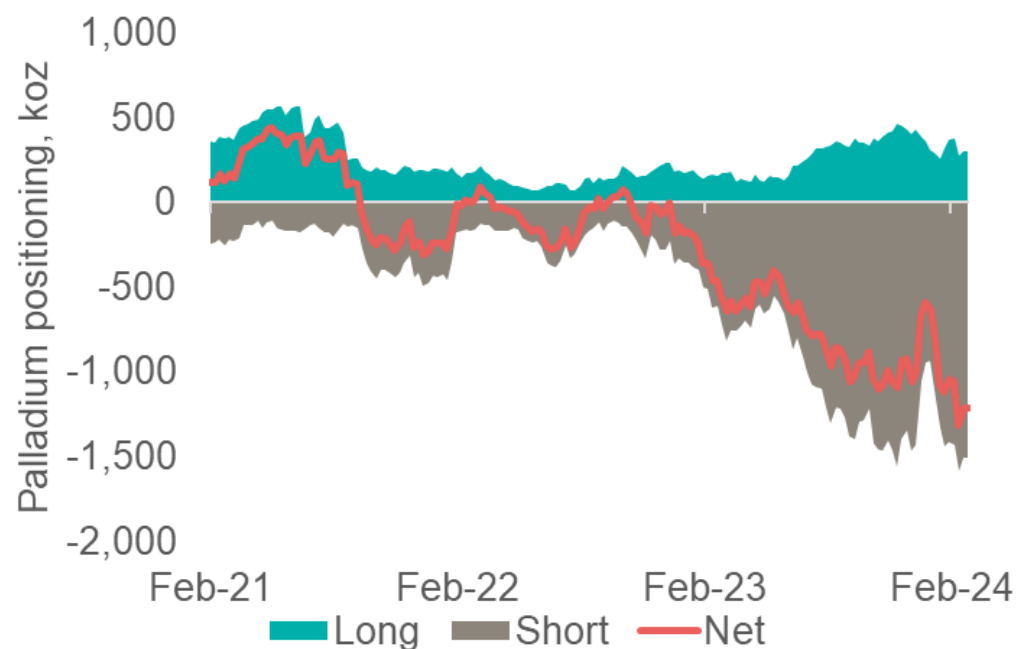
CONVERGING PALLADIUM AND PLATINUM PRICES IGNORES UPSIDE FOR BOTH METALS

Platinum futures positioning reflects its rangebound trading, palladium its outlook



Platinum

- Platinum's underlying fundamentals remain highly attractive
- Platinum needs to break out of its range

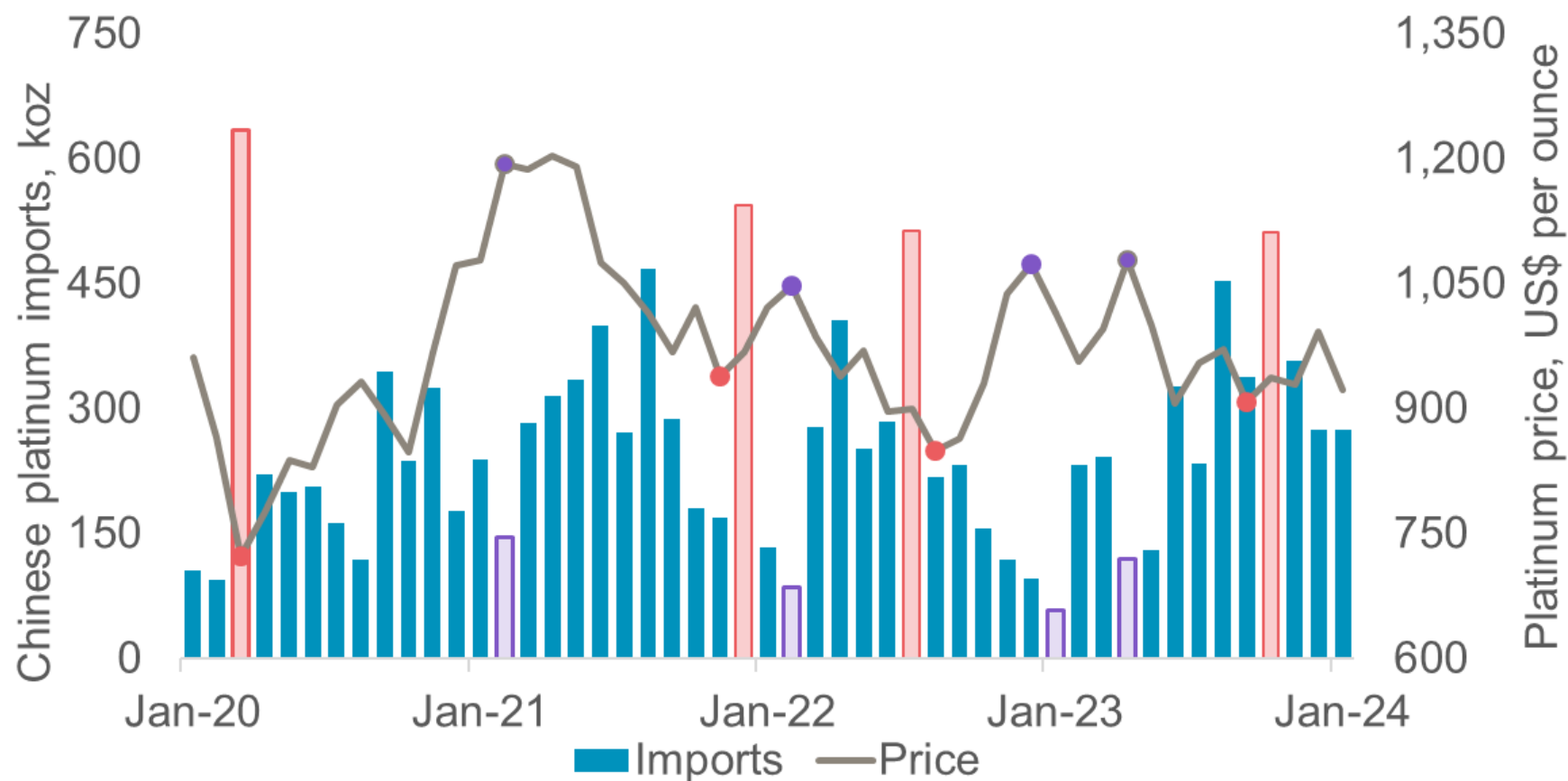


Palladium

- Palladium appears oversold and vulnerable to short squeezes
- There are risks to palladium supply growth

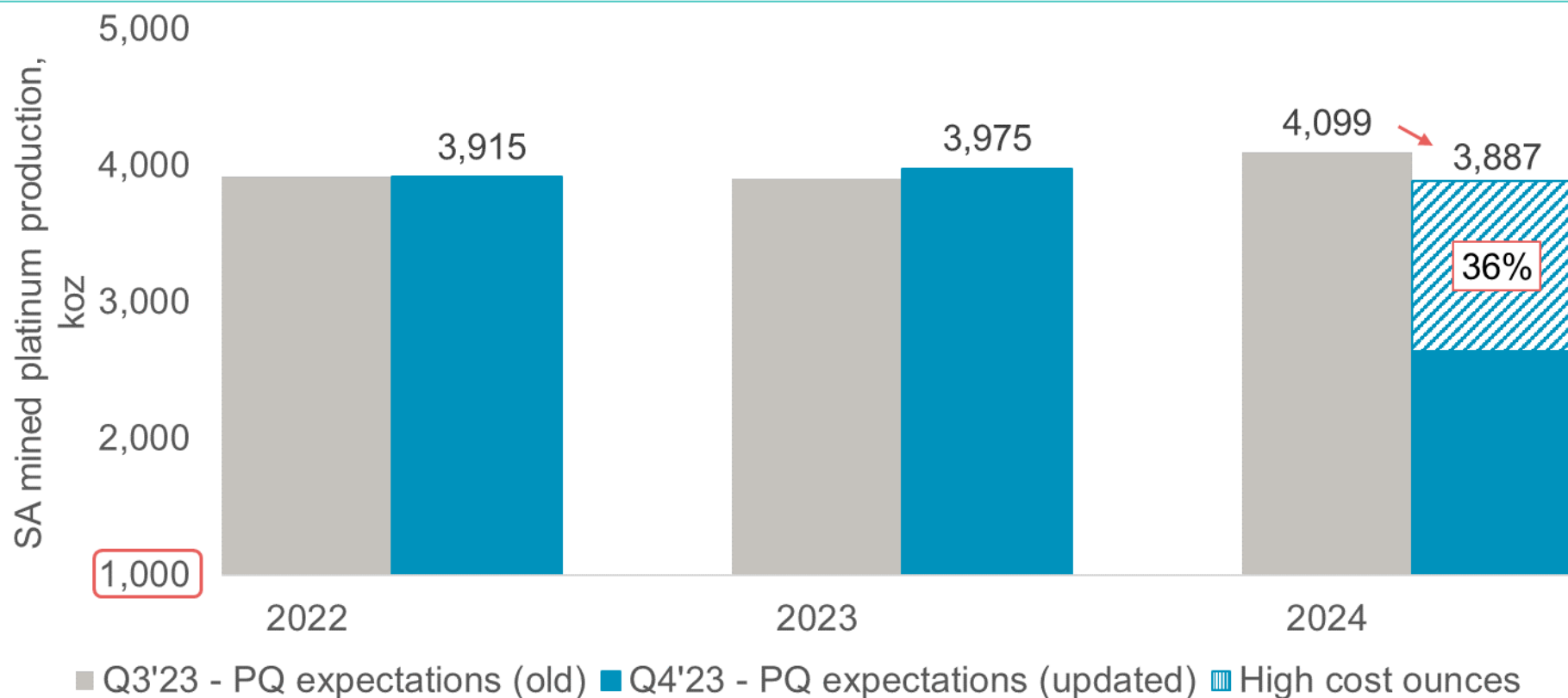
CHINESE PLATINUM BUYING REMAINS ELEVATED COMPARED TO IMPLIED DEMAND

China opportunistically increases/decreases platinum imports at price troughs/peaks



DECLINING PGM PRICES ARE LEADING TO A GREATER FOCUS ON THE SUSTAINABILITY OF MINE SUPPLY

South African mined supply forecasts were lowered with potentially more ounces at risk



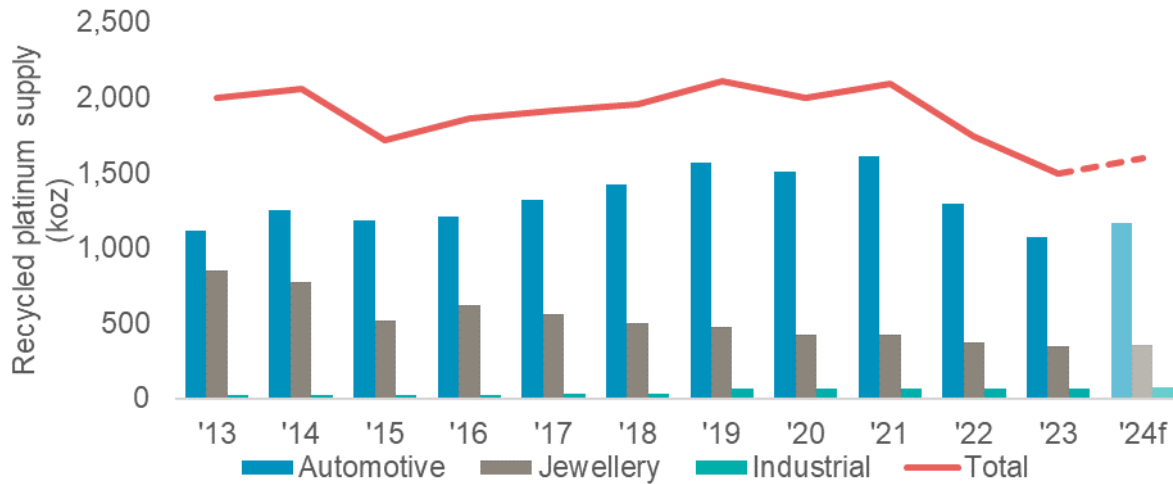
Nov '23 expectations

- Load shedding turnaround
- Operational/processing recovery
- Production ramp-up

Mar '24 realities

- Muted operational/processing turnaround
- Restructuring announcements
- Curtailed growth plans

RECYCLING SUPPLY EXPECTED TO RECOVER IN 2024, BUT THERE ARE RISKS TO THIS OUTLOOK

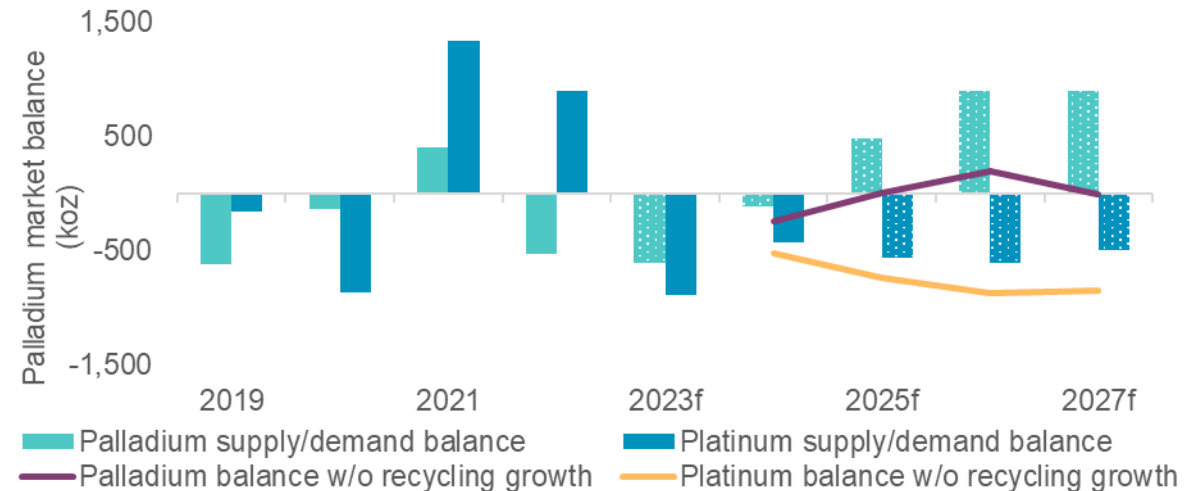


Recycling headwinds:

- A shortage of end-of-life vehicles
- Regulatory restrictions
- Muted jewellery demand limiting sell-backs

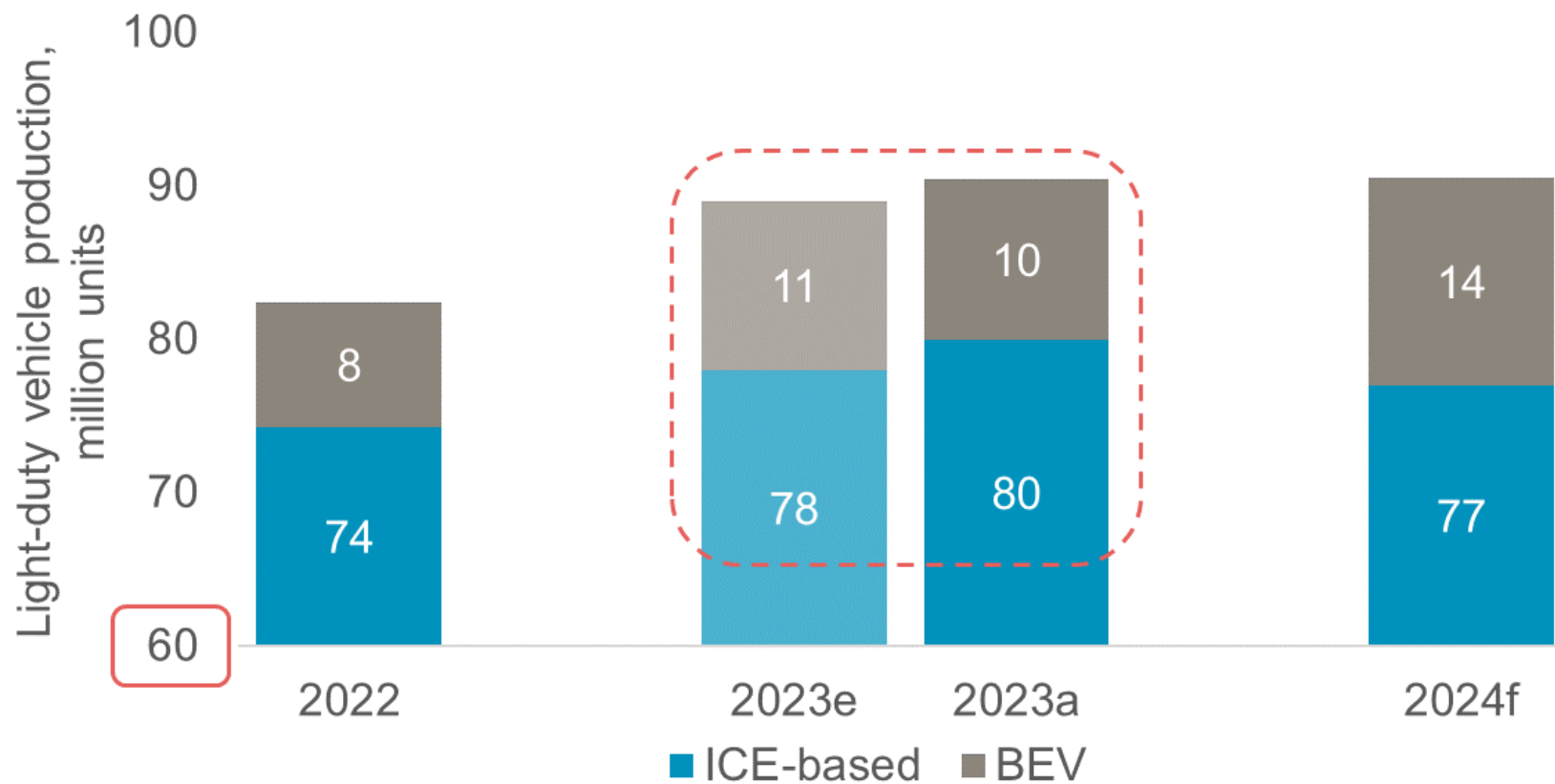
Recycling expectations impact market balances and price expectations:

- Deeper platinum deficits
- Continued palladium market tightness

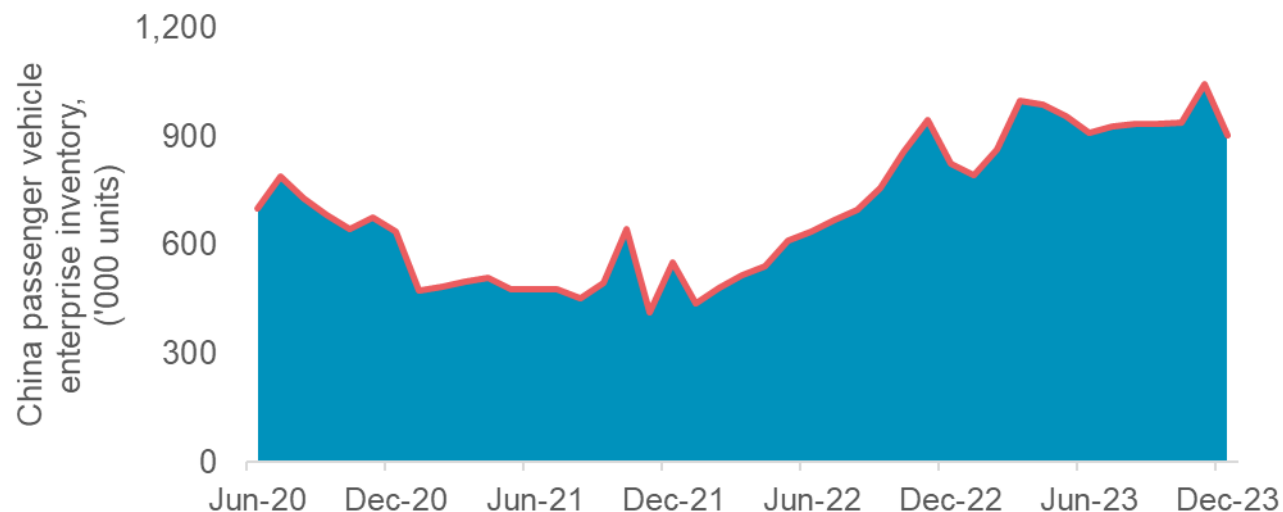


DRIVETRAIN TRANSITION DIRECTIONALLY UNCHANGED, BUT SIGNS POINT TO LESS BEV AND MORE ICE-HYBRIDS

First downgrade to BEV production forecasts after finalising 2023 estimates



GROWING CHINESE VEHICLE INVENTORY IS DUE TO ELECTRIFIED MODELS

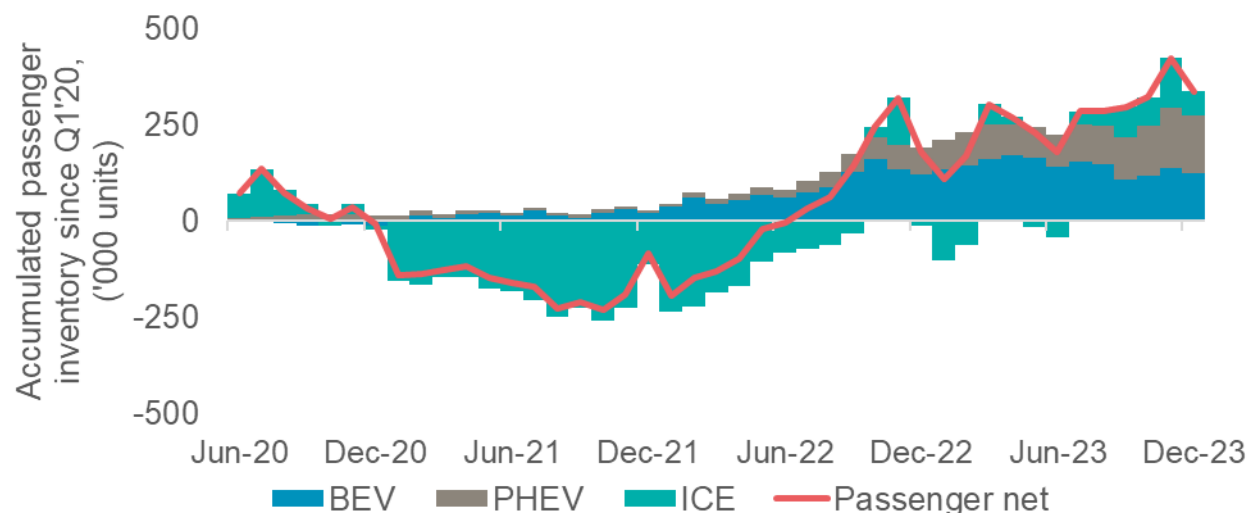


Chinese LV inventories rising from 2022:

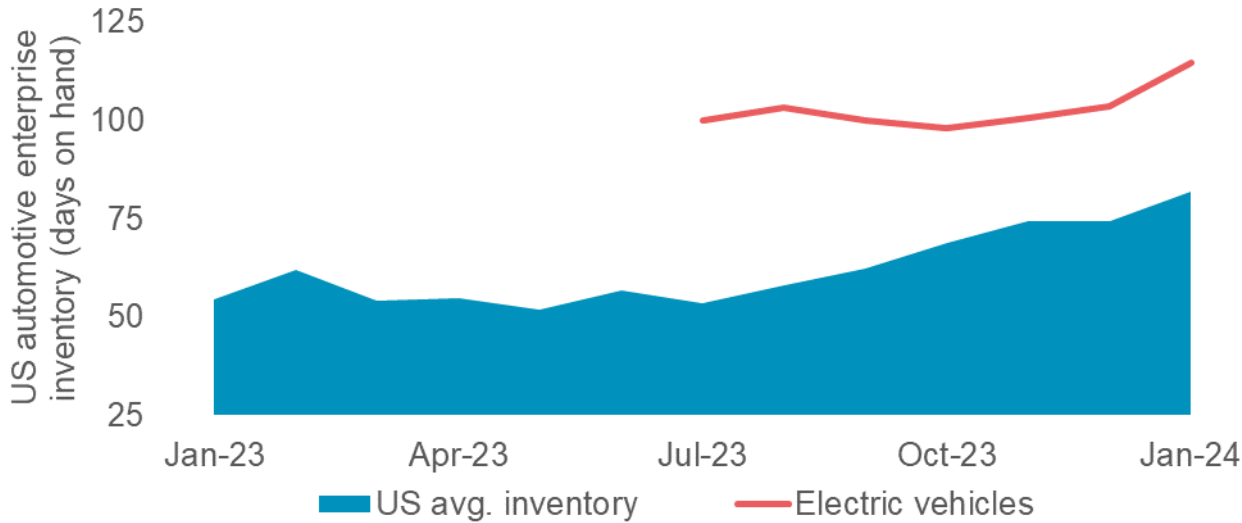
- Normalising supply chain
- Weaker economic outlook
- Exceeded a million vehicles in Q4 '23

Production & sales differentials indicate:

- ICE led supply chain destock, while
- Electric vehicles led a restock over past 18-months



US CONSUMERS RESISTANT TO BEVS

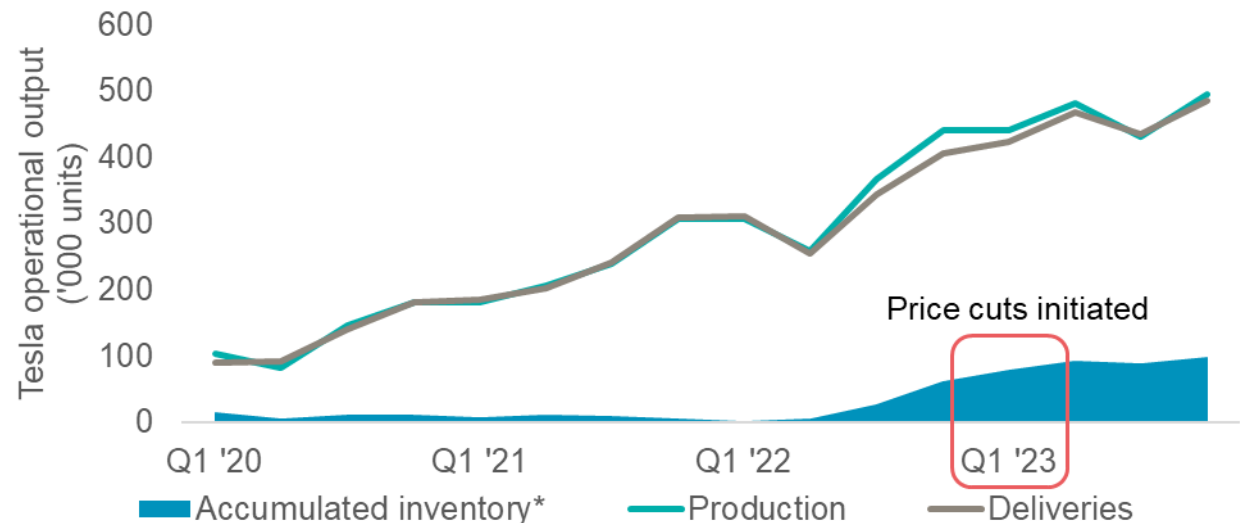


US inventories began building through H2 '23

- Electric vehicles taking longer to sell than the avg. fleet
- >3-months to sell an EV

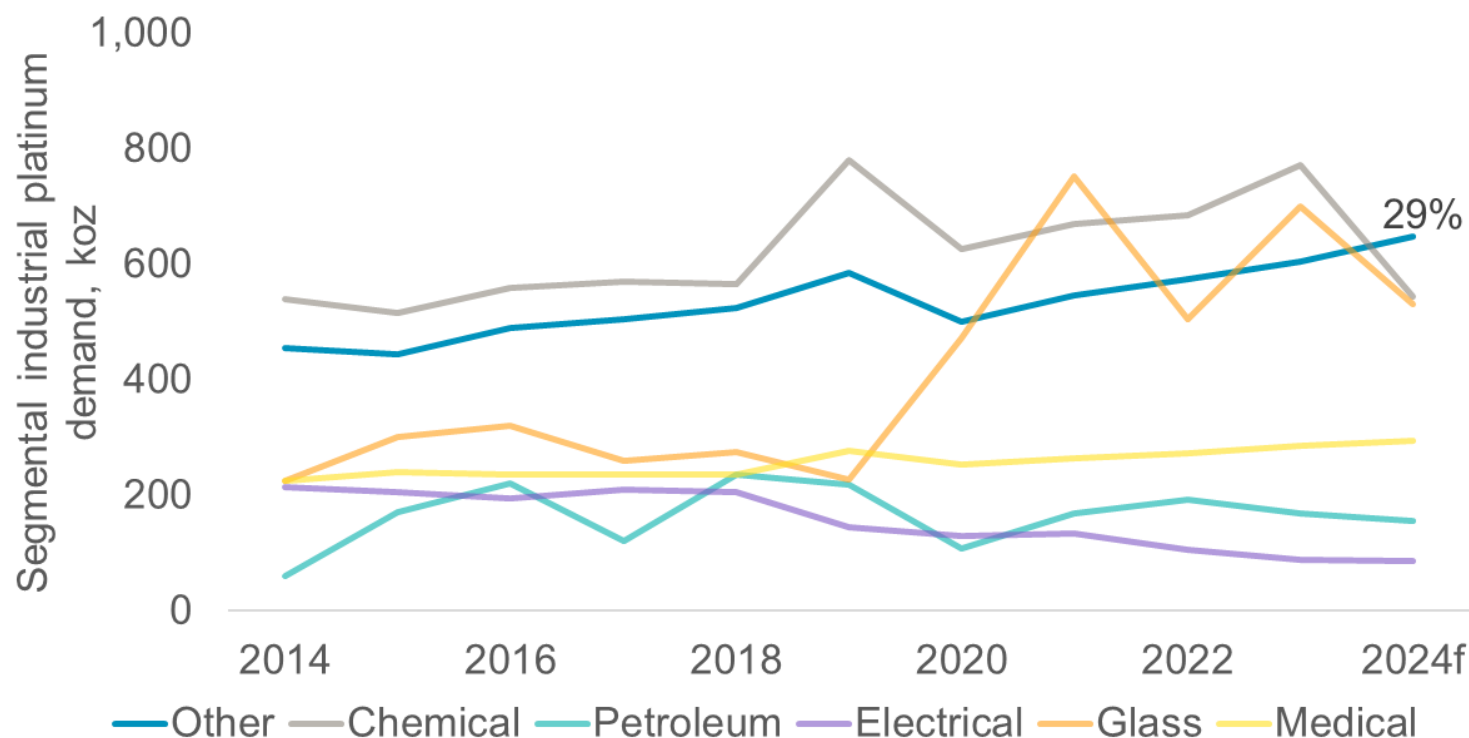
Slowing BEV demand, lagged Tesla's production growth

- First signs of inventory build in H2 '22,
- Price cuts implemented to revive growth through 2023



INDUSTRIAL PLATINUM DEMAND CONTINUES TO EXHIBIT ITS DIVERSIFICATION CHARACTERISTICS

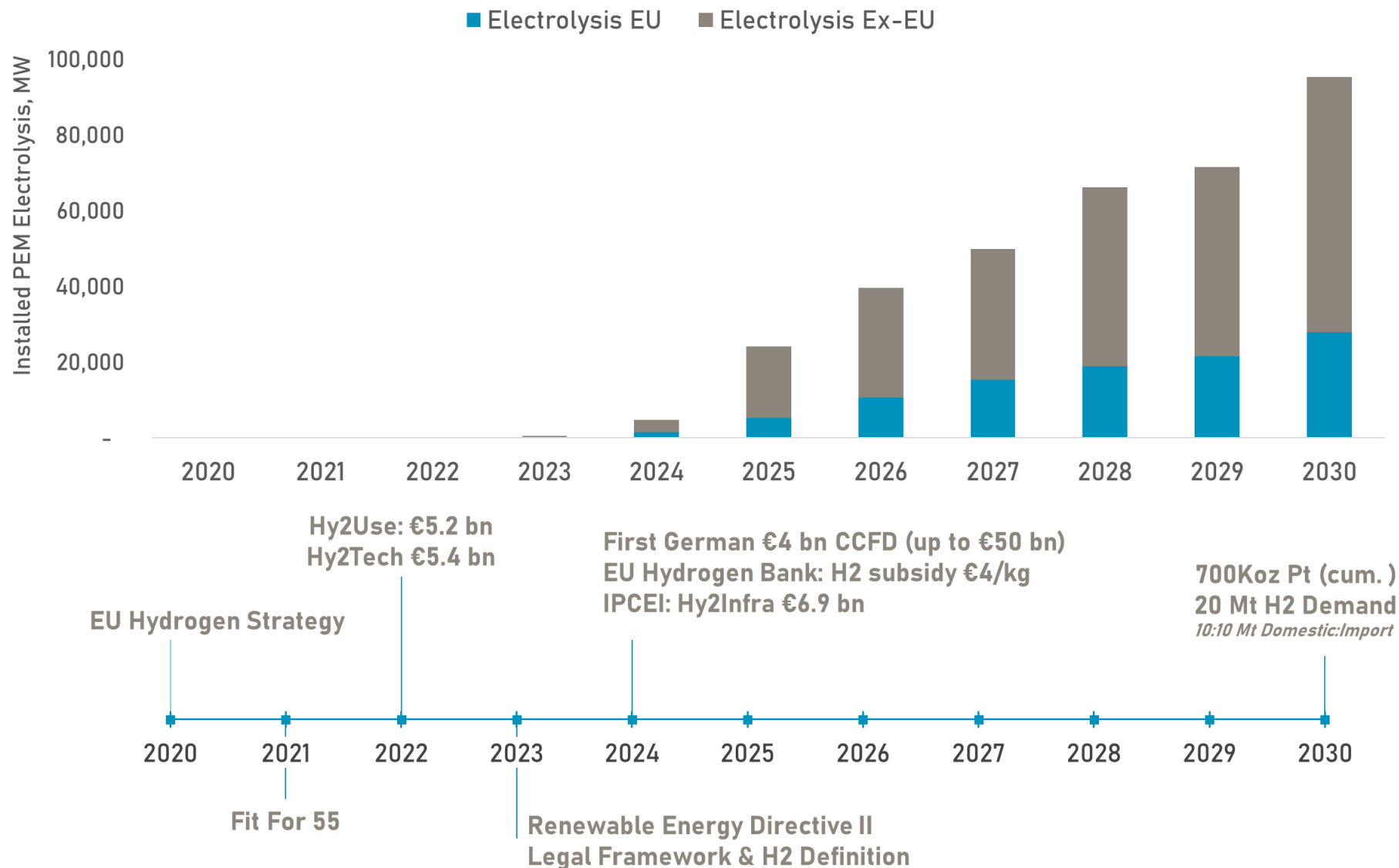
Hydrogen end markets will drive “Other” platinum demand growth



Other industrial platinum demand

- PEM electrolysis demand for platinum is expected to increase by 121% year-on-year in 2024
- Non-catalyst automotive demand such as spark plugs are benefitting from increased volumes and platinum for iridium substitution

MATURING POLICY PROVIDES BACKBONE TO HYDROGEN GROWTH



WHY INVEST IN PLATINUM?



- Second year of material platinum market deficit
- Above ground stocks expected to deplete by almost 30% by end 2024 vs. end 2022
- Persistent risks to supply for both mining and recycling could exacerbate platinum deficits
- Expecting a normalisation of automaker purchasing patterns to tighten market through 2024

WPIC INITIATIVES AND UPCOMING RESEARCH




Royal Mint 2024 Britannia



1g Pt card

CGC's Pt bars in year of
Dragon 2024 mintage



1g Pt beans



WPIC initiatives:


- Supporting the launch of new products in China, including the Year of the Dragon bar and coin
- Added two new partners in Q4, Ishifuku in Japan and Silver Bullion in Singapore
- Supported Korea Gold Exchange with the publication of a platinum investment guide

Upcoming WPIC Research:

- Hydrogen and Platinum 101 reports
- Updated palladium supply/demand outlook

SHANGHAI PLATINUM WEEK

8-11 JULY 2024



China is the biggest consumer of platinum globally

A reminder: SPW 2023 statistics

- 13 events
- 44 presentations
- 1,265 attendees from over 400 companies
- **180,000 livestreaming viewers**

Draft 2024 agenda:

- July 8 Monday: Reception and VIP Cocktail Party followed by Gala Dinner
- July 9 Tuesday: China PGMs Market Summit (Day 1), followed by networking drinks and VIP Dinner
- July 10 Wednesday: China PGMs Market Summit (Day 2)
- July 11 Thursday: Site visits to industrial end users of platinum

AGENDA: PLATINUM QUARTERLY: Q4 2023, FULL YEAR 2023 AND 2024 FORECAST

1. Introduction

Trevor Raymond

2. Platinum Quarterly, fundamentals review

Edward Sterck

3. Current thematics

Edward Sterck

4. Questions

Trevor Raymond, CEO

Edward Sterck, Director of Research



Platinum Quarterly ([link](#))

Platinum Essentials ([link](#)):

- Platinum's consecutive market deficits could deepen as lower PGM prices increase mine supply risks
- Updating WPIC's two- to five-year supply demand outlook: Multi-year deficits expected

Platinum Perspectives ([link](#)):

- Platinum for palladium substitution is embedded into automotive demand and unlikely to reverse swiftly
- Sustained recycling challenges could deepen platinum supply-demand deficits

